



INDUSTRY UPDATE

AUTOMOTIVE & AUTO-TECH
Q2 2023



GREENWICH
CAPITAL GROUP

GCG Automotive & AutoTech Update | Q2 2023

AutoTech Industry Landscape

Fleet Management Software

Infotainment & Embedded Systems

Safety & Security Systems

Vehicle Digital Retail

Dealer Management Software

Autonomous Driving Tech

Battery Tech & Infrastructure

Connected Vehicle Tech

Electric Vehicle Manufacturers



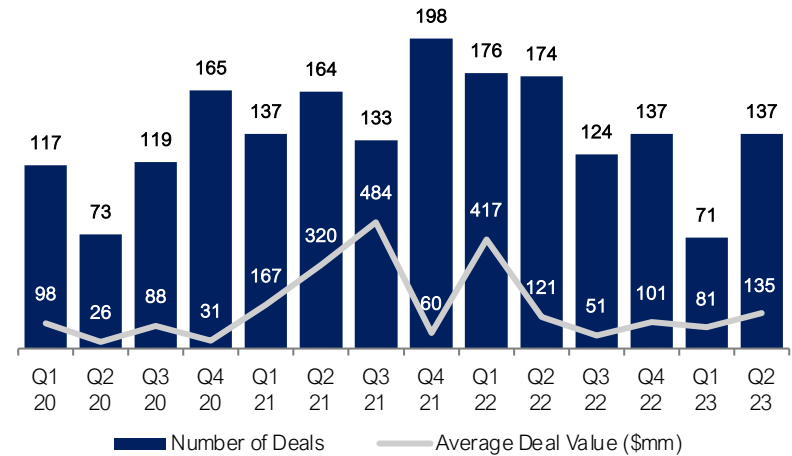
GCG Automotive & AutoTech Update | Q2 2023

M&A Trends - Automotive

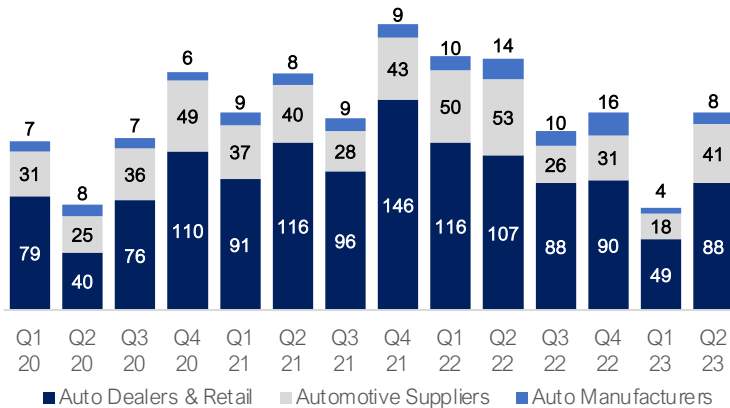
Volume Analysis

Period	CY 2020	CY 2021	CY 2022	CY 2023	% change 20-21	% change 21-22	% change 22-23
Q1	117	137	176	71	17%	28%	(60%)
Q2	73	164	174	137	125%	6%	(21%)
Q3	119	133	124	NA	12%	(7%)	NA
Q4	165	198	137	NA	20%	(31%)	NA
Annual	474	632	611	71	33%	(3%)	NA

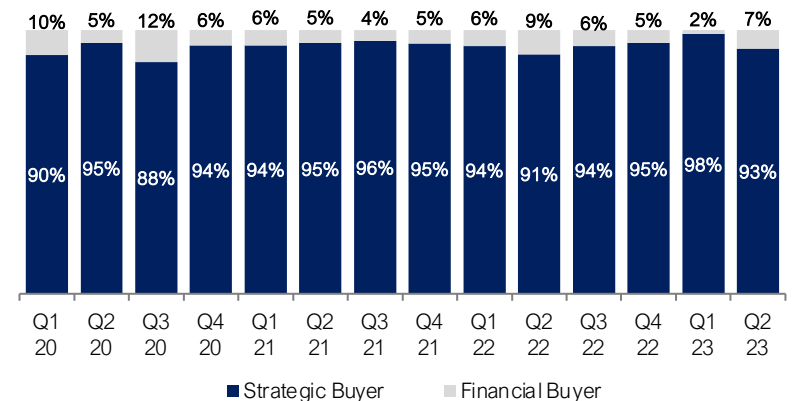
Automotive Industry Deal Activity



Target Sector Analysis by Deal Volume



M&A Activity by Buyer Type



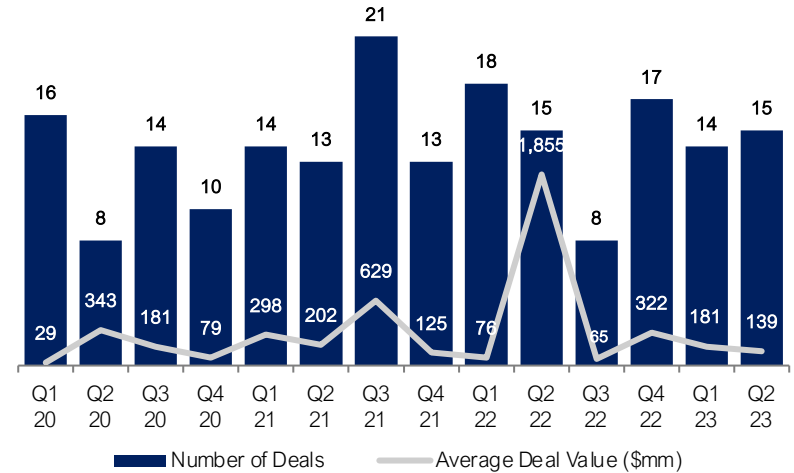
GCG Automotive & AutoTech Update | Q2 2023

M&A Trends – AutoTech

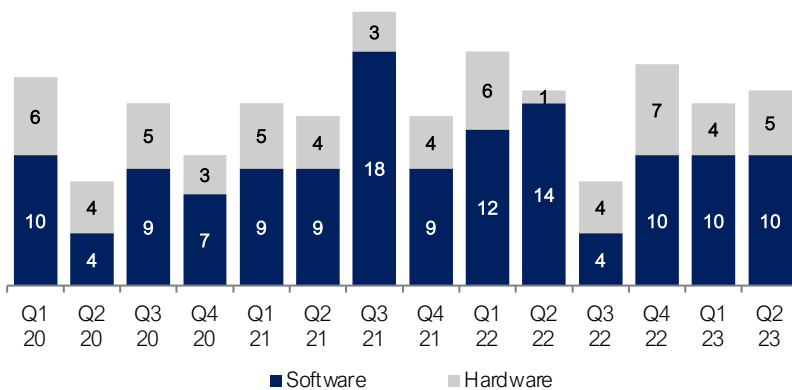
Volume Analysis

Period	CY 2020	CY 2021	CY 2022	CY 2023	% change 20-21	% change 21-22	% change 22-23
Q1	16	14	18	14	(13%)	29%	(22%)
Q2	8	13	15	15	63%	15%	-
Q3	14	21	8	NA	50%	(62%)	NA
Q4	10	13	17	NA	30%	31%	NA
Annual	48	61	58	14	27%	(5%)	NA

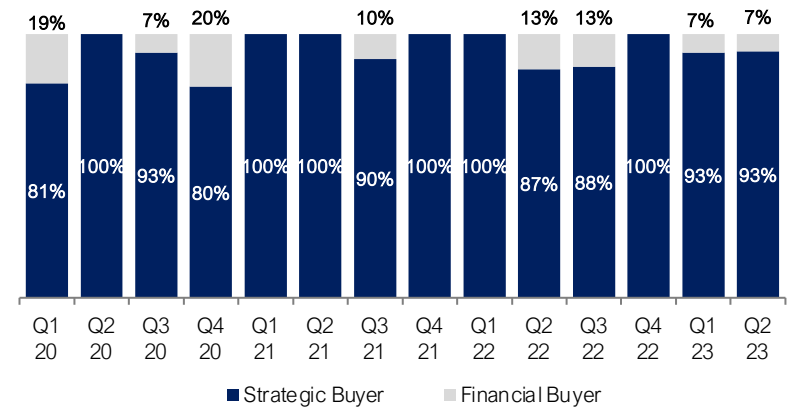
AutoTech Software and Hardware Deal Activity



Target Sector Analysis by Deal Volume



M&A Activity by Buyer Type



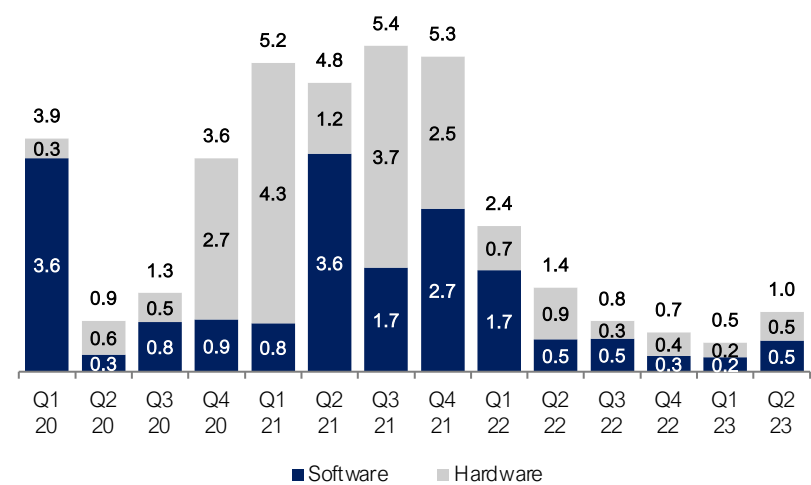
GCG Automotive & AutoTech Update | Q2 2023

AutoTech Private Placement Trends

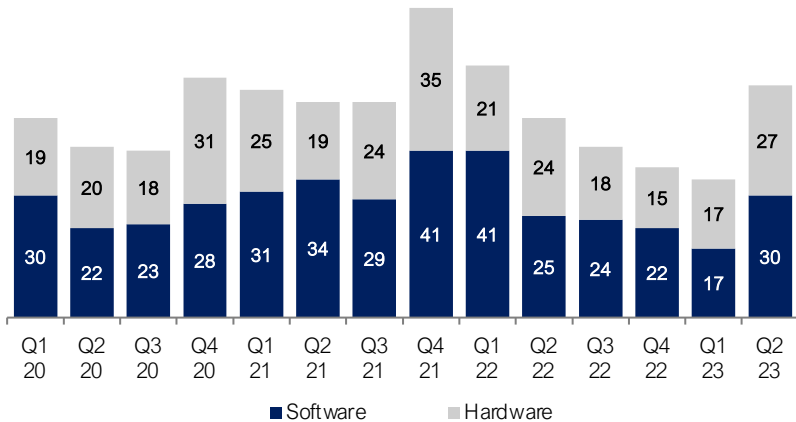
Volume Analysis

Period	CY 2020	CY 2021	CY 2022	CY 2023	% change 20-21	% change 21-22	% change 22-23
Q1	49	56	62	34	14%	11%	(45%)
Q2	42	53	49	57	26%	(8%)	16%
Q3	41	53	42	NA	29%	(21%)	NA
Q4	59	76	34	NA	29%	(55%)	NA
Annual	191	238	187	34	25%	(21%)	NA

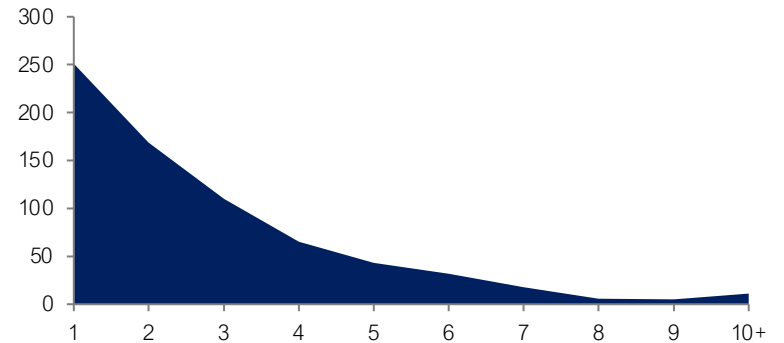
Total Money Raised (\$ billion)



Target Sector Analysis by Deal Volume



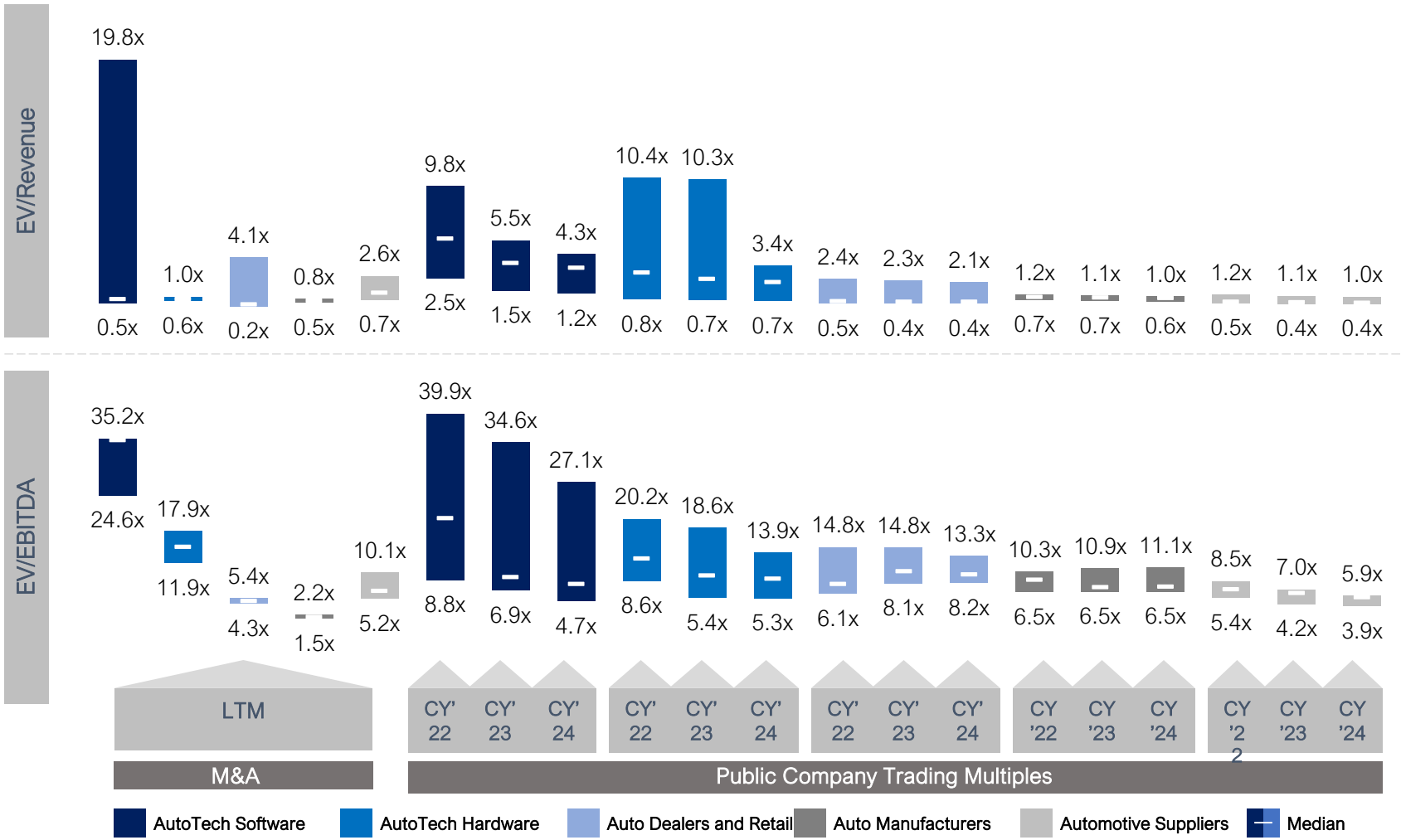
Funding Round #



GCG Automotive & AutoTech Update | Q2 2023

Valuation Overview

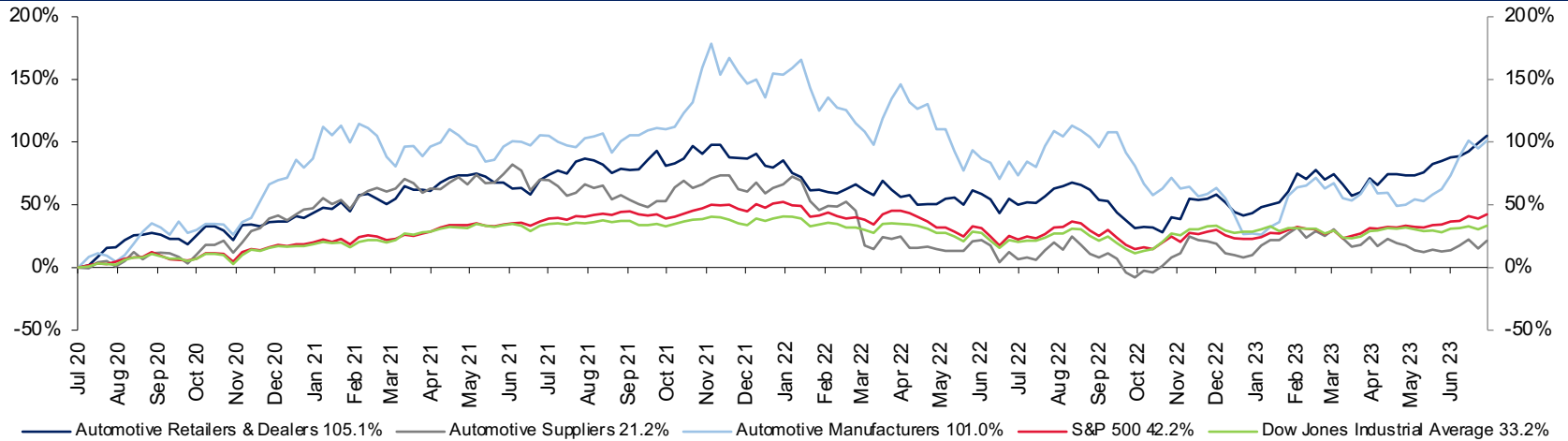
Public Comps and M&A Summary Valuation Metrics



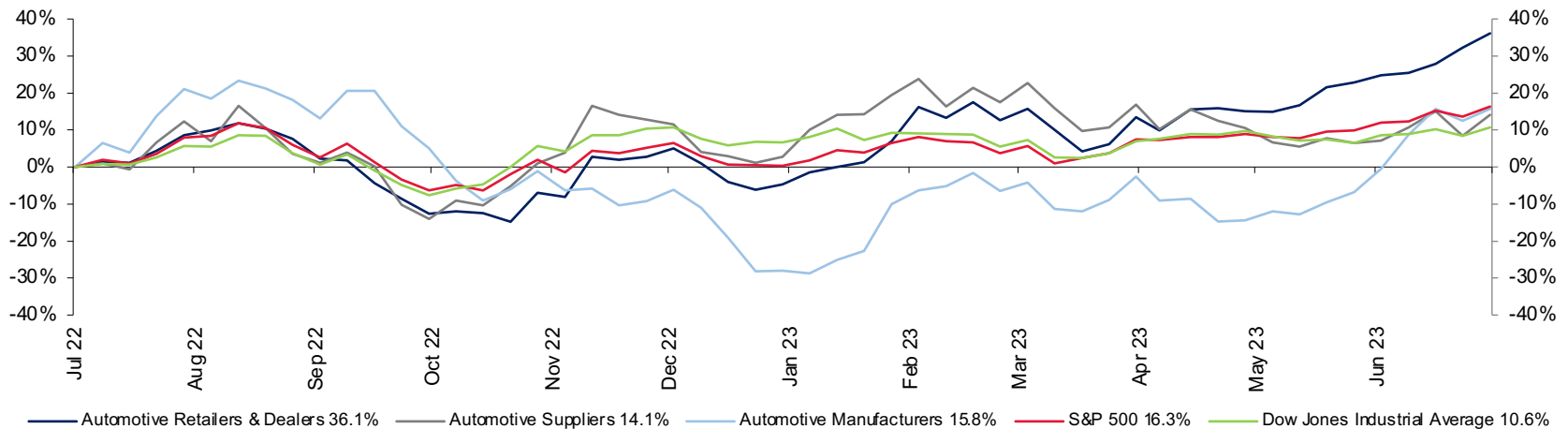
GCG Automotive & AutoTech Update | Q2 2023

Automotive Index Performance

Automotive Retail, Suppliers & Manufacturers VS S&P & Dow Jones Custom Index Chart – 3 Years



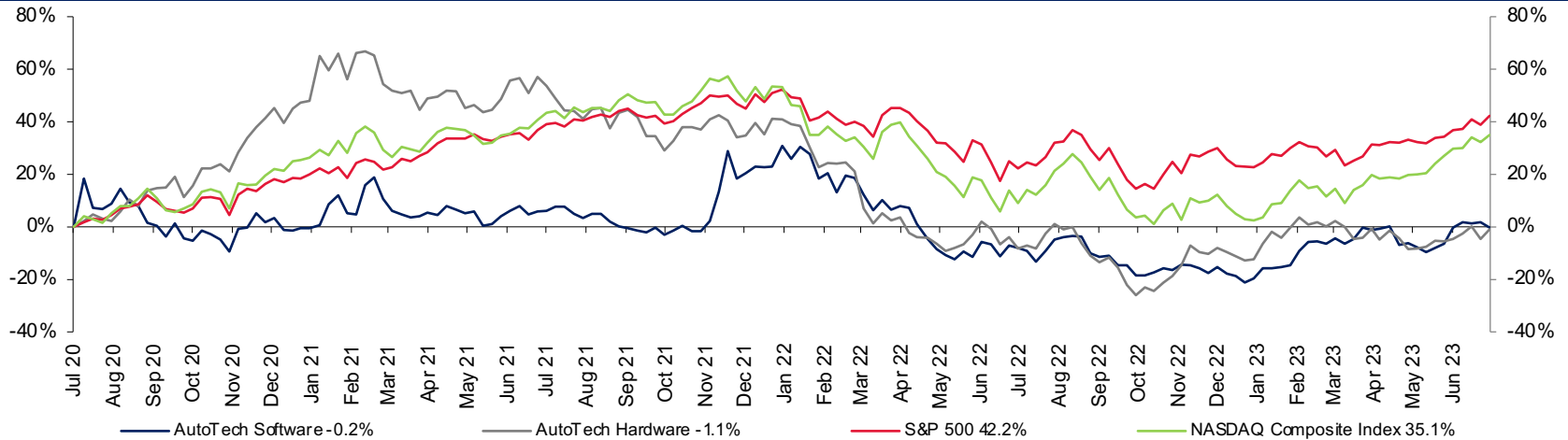
Automotive Retail, Suppliers & Manufacturers VS S&P & Dow Jones Custom Index Chart - LTM



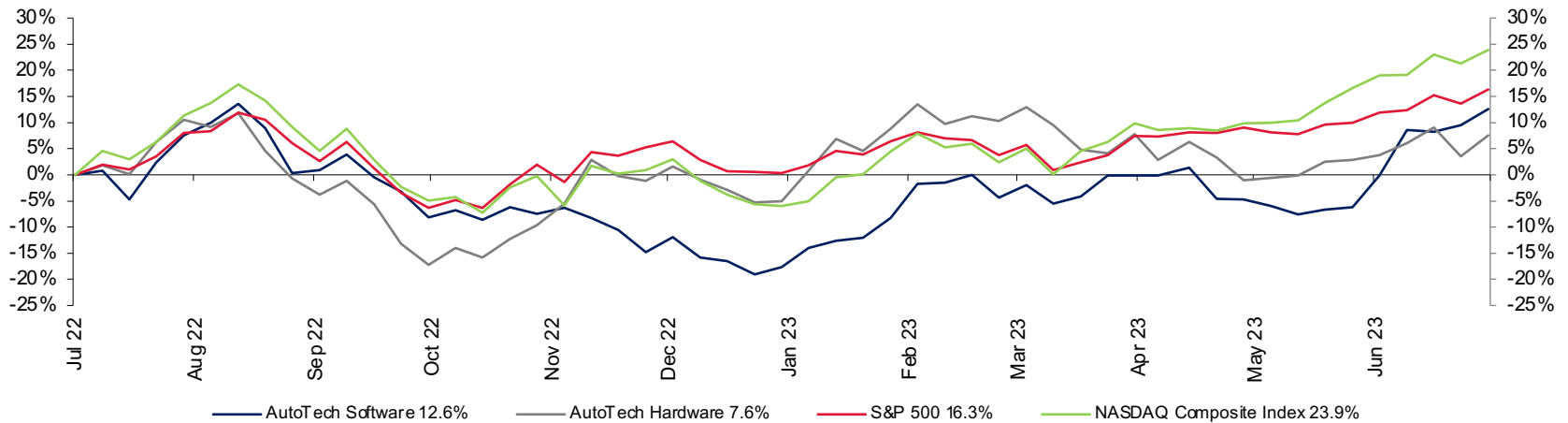
GCG Automotive & AutoTech Update | Q2 2023

AutoTech Index Performance

AutoTech Software & Hardware VS S&P& Nasdaq Custom Index Chart – 3 Years



AutoTech Software & Hardware VS S&P & Nasdaq Custom Index Chart - LTM



GCG Automotive & AutoTech Update | Q2 2023

Public Comparable Companies

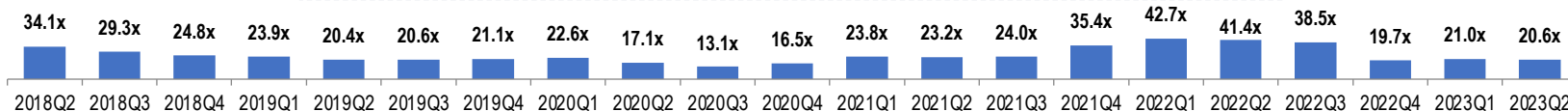
AutoTech Software	LTM Results		LTM Margins		1Yr FWD Margins		Country	Enterprise Value	TEV / LTM:		TEV / 1Yr FWD:	
	Revenue	EBITDA	Gross	EBITDA	Gross	EBITDA			Revenue	EBITDA	Revenue	EBITDA
KPIT Technologies Limited	\$ 411	\$ 79	35.0%	19.2%	NA	19.2%	India	\$ 3,554.8	8.6x	44.9x	6.6x	34.2x
NavInfo Co., Ltd.	\$ 500	\$ (71)	46.9%	(14.2%)	NA	7.6%	China	\$ 3,329.4	6.7x	NM	6.2x	81.7x
Aurora Innovation, Inc.	\$ 26	\$ (754)	NA	(2900.0%)	NA	NA	United States	\$ 2,641.4	NM	NM	NM	NM
Karooooo Ltd.	\$ 191	\$ 75	64.8%	39.2%	NA	42.6%	Singapore	\$ 682.6	3.6x	9.1x	3.2x	7.6x
Wuhan Kotei Informatics Co.,Ltd.	\$ 82	\$ 3	32.1%	3.4%	NA	16.6%	China	\$ 542.3	6.6x	NM	5.3x	31.8x
Infomedia Ltd	\$ 85	\$ 10	86.8%	12.2%	NA	40.2%	Australia	\$ 365.3	4.3x	35.5x	4.1x	10.2x
Kingwaytek Technology Co., Ltd.	\$ 16	\$ 4	50.7%	24.9%	NA	NA	Taiwan	\$ 153.0	9.3x	37.5x	NM	NM
Quartix Technologies plc	\$ 33	\$ 7	71.6%	21.1%	NA	NA	United Kingdom	\$ 142.1	4.3x	20.3x	NM	NM
MiX Telematics Limited	\$ 145	\$ 31	62.7%	21.1%	NA	25.3%	United States	\$ 120.1	0.8x	3.9x	0.8x	3.2x
Fabrica Communications Co., LTD.	\$ 57	\$ 10	50.8%	17.4%	NA	20.4%	Japan	\$ 91.3	1.6x	9.2x	1.5x	7.4x
MotorK plc	\$ 41	\$ (11)	28.2%	(27.3%)	NA	22.2%	Italy	\$ 88.5	2.1x	NM	1.5x	6.6x
Ficha Inc.	\$ 3	\$ 0	71.5%	5.5%	NA	NA	Japan	\$ 48.2	16.0x	NM	NM	NM

25th Percentile	32.9%	(20.8%)	NM	12.1%
Mean	41.9%	(532.2%)	NM	(343.9%)
Median	50.8%	12.2%	NM	20.4%
75th Percentile	69.8%	21.1%	NM	32.7%

25th Percentile	2.1x	5.2x	1.5x	4.9x
Mean	5.8x	20.3x	3.6x	20.5x
Median	4.3x	14.7x	3.7x	7.6x
75th Percentile	8.6x	37.0x	5.9x	33.0x

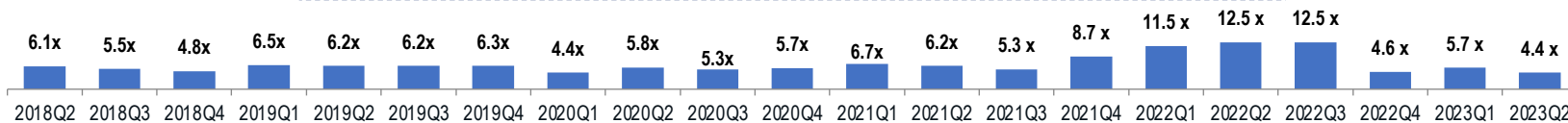
Public Comps (TEV/EBITDA)

AutoTech Software companies have had an average TEV/EBITDA multiple of 25.4x over the last 5 years



Public Comps (TEV/Revenue)

AutoTech Software companies have had an average TEV/Revenue multiple of 7.4x over the last 5 years



GCG Automotive & AutoTech Update | Q2 2023

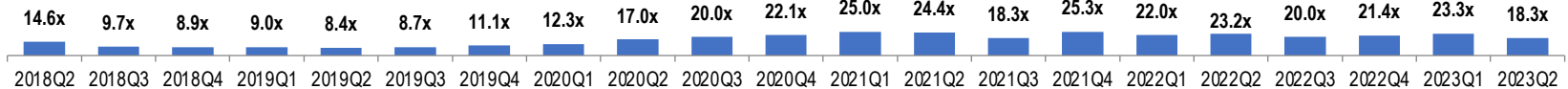
Public Comparable Companies (Cont'd)

AutoTech Hardware	LTM Results		LTM Margins		1Yr FWD Margins		Country	Enterprise Value	TEV / LTM:		TEV / 1Yr FWD:	
	Revenue	EBITDA	Gross	EBITDA	Gross	EBITDA			Revenue	EBITDA	Revenue	EBITDA
Continental Aktiengesellschaft	\$ 43,934	\$ 4,565	21.2%	10.4%	NA	11.5%	Germany	\$ 21,888.2	0.5x	4.8x	0.5x	4.1x
Hyundai Mobis Co.,Ltd	\$ 42,385	\$ 3,389	11.2%	8.0%	NA	5.8%	South Korea	\$ 10,992.3	0.3x	3.2x	0.2x	4.1x
Sensata Technologies Holding plc	\$ 4,052	\$ 905	33.1%	22.3%	NA	23.4%	United States	\$ 9,836.4	2.4x	10.9x	2.4x	10.1x
HUAYU Automotive Systems Company	\$ 22,959	\$ 1,534	14.2%	6.7%	NA	7.3%	China	\$ 6,429.7	0.3x	4.2x	0.3x	3.8x
Ningbo Joyson Electronic Corp.	\$ 7,466	\$ 416	11.9%	5.6%	NA	8.4%	China	\$ 6,086.4	0.8x	14.6x	0.8x	9.2x
Visteon Corporation	\$ 3,905	\$ 354	10.3%	9.1%	NA	10.9%	United States	\$ 4,155.3	1.1x	11.7x	1.0x	9.2x
Melexis NV	\$ 957	\$ 307	44.8%	32.1%	NA	31.8%	Belgium	\$ 3,867.4	4.0x	12.6x	3.7x	11.6x
Ambarella, Inc.	\$ 309	\$ (81)	61.4%	(26.1%)	NA	(3.8%)	United States	\$ 3,093.9	10.0x	NM	11.1x	NM
Luminar Technologies, Inc.	\$ 48	\$ (482)	(134.7%)	(997.0%)	NA	(240.1%)	United States	\$ 2,814.7	58.2x	NM	24.1x	NM
Autel Intelligent Technology Corp., Ltd.	\$ 358	\$ 47	55.9%	13.1%	NA	18.3%	China	\$ 1,855.3	5.2x	39.7x	4.2x	23.1x
Elmos Semiconductor SE	\$ 523	\$ 168	46.3%	32.1%	NA	32.8%	Germany	\$ 1,452.1	2.8x	8.6x	2.3x	7.1x
indie Semiconductor, Inc.	\$ 129	\$ (101)	47.5%	(78.2%)	NA	(1.9%)	United States	\$ 1,292.5	10.0x	NM	4.3x	NM
MicroVision, Inc.	\$ 1	\$ (57)	41.6%	(5166.4%)	NA	-	United States	\$ 756.7	NM	NM	34.7x	NM
Stoneridge, Inc.	\$ 920	\$ 42	19.2%	4.5%	NA	5.8%	United States	\$ 662.4	0.7x	15.9x	0.7x	11.8x
MCNEX Co., Ltd	\$ 811	\$ 48	6.7%	6.0%	NA	8.7%	South Korea	\$ 441.0	0.5x	9.1x	0.6x	6.3x
Tung Thih Electronic Co., Ltd.	\$ 298	\$ 27	21.3%	9.1%	NA	6.7%	Taiwan	\$ 413.6	1.4x	15.2x	1.4x	21.4x
HAXC Holdings (Beijing) Co., Ltd.	\$ 150	\$ 5	11.3%	3.5%	NA	6.3%	China	\$ 395.4	2.6x	75.5x	2.1x	33.2x
Mobiletron Electronics Co.,Ltd.	\$ 116	\$ 1	23.3%	1.3%	NA	NA	Taiwan	\$ 318.2	2.7x	NM	NM	NM
E-Lead Electronic Co., Ltd.	\$ 114	\$ 14	26.1%	12.0%	NA	NA	Taiwan	\$ 297.1	2.6x	21.7x	NM	NM
Innoviz Technologies Ltd.	\$ 5	\$ (127)	(228.8%)	(2416.0%)	NA	(534.8%)	Israel	\$ 264.8	50.3x	NM	12.1x	NM
Arbe Robotics Ltd.	\$ 3	\$ (47)	59.4%	(1562.7%)	NA	(281.3%)	Israel	\$ 179.2	59.8x	NM	16.1x	NM
Cepton, Inc.	\$ 7	\$ (55)	10.1%	(743.1%)	NA	(192.1%)	United States	\$ 106.7	14.4x	NM	4.2x	NM

25th Percentile	11.0%	(244.4%)	NM	(3.3%)	25th Percentile	0.8x	7.7x	0.7x	5.2x
Mean	9.7%	(491.5%)	NM	(53.8%)	Mean	11.0x	17.7x	6.3x	11.9x
Median	21.3%	5.8%	NM	6.5%	Median	2.6x	12.2x	2.4x	9.2x
75th Percentile	45.1%	10.8%	NM	11.4%	75th Percentile	10.0x	17.4x	9.4x	16.6x

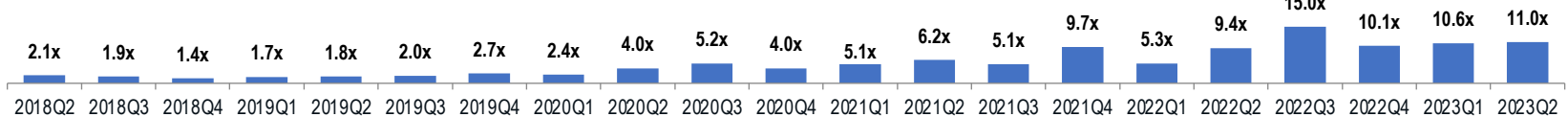
Public Comps (TEV/EBITDA)

AutoTech Hardware companies have had an average TEV/EBITDA multiple of 17.3x over the last 5 years



Public Comps (TEV/Revenue)

AutoTech Hardware companies have had an average TEV/Revenue multiple of 5.5x over the last 5 years



GCG Automotive & AutoTech Update | Q2 2023

Public Comparable Companies (Cont'd)

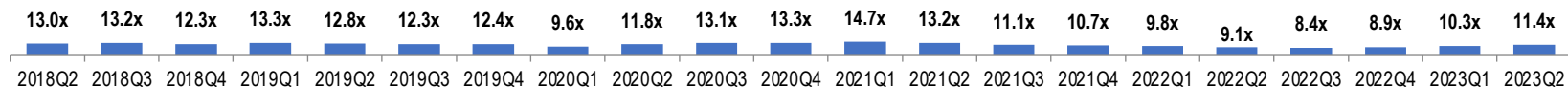
Auto Dealers and Retail	LTM Results		LTM Margins		1Yr FWD Margins		Country	Enterprise Value	TEV / LTM:		TEV / 1Yr FWD:	
	Revenue	EBITDA	Gross	EBITDA	Gross	EBITDA			Revenue	EBITDA	Revenue	EBITDA
Copart, Inc.	\$ 3,755	\$ 1,591	45.1%	42.4%	NA	43.9%	United States	\$ 41,562.4	11.1x	26.1x	10.1x	23.1x
CarMax, Inc.	\$ 29,556	\$ 1,170	11.3%	4.0%	NA	3.8%	United States	\$ 32,420.0	1.1x	27.7x	1.2x	30.8x
Penske Automotive Group, Inc.	\$ 28,178	\$ 2,404	17.2%	8.5%	NA	5.9%	United States	\$ 18,415.2	0.7x	7.7x	0.6x	10.8x
Lithia Motors, Inc.	\$ 28,456	\$ 2,223	17.8%	7.8%	NA	5.5%	United States	\$ 17,135.8	0.6x	7.7x	0.6x	10.1x
AutoNation, Inc.	\$ 26,631	\$ 2,204	19.7%	8.3%	NA	6.4%	United States	\$ 14,100.9	0.5x	6.4x	0.5x	8.3x
Asbury Automotive Group, Inc.	\$ 15,104	\$ 1,335	19.9%	8.8%	NA	7.5%	United States	\$ 8,498.2	0.6x	6.4x	0.6x	7.6x
Group 1 Automotive, Inc.	\$ 16,508	\$ 1,187	18.0%	7.2%	NA	5.3%	United States	\$ 6,913.2	0.4x	5.8x	0.4x	7.7x
Sonic Automotive, Inc.	\$ 14,036	\$ 762	16.4%	5.4%	NA	4.2%	United States	\$ 4,926.4	0.4x	6.5x	0.3x	8.1x
OPENLANE, Inc.	\$ 1,571	\$ 306	46.0%	19.5%	NA	16.3%	United States	\$ 4,202.6	2.7x	13.7x	2.5x	15.3x
Monro, Inc.	\$ 1,325	\$ 201	34.4%	15.2%	NA	13.3%	United States	\$ 1,940.5	1.5x	9.7x	1.4x	10.7x
AutoCanada Inc.	\$ 4,610	\$ 214	16.8%	4.7%	NA	3.4%	Canada	\$ 1,843.0	0.4x	8.6x	0.4x	11.1x
Cars.com Inc.	\$ 663	\$ 168	68.5%	25.4%	NA	28.2%	United States	\$ 1,757.8	2.7x	10.4x	2.6x	9.0x

25th Percentile	16.9%	5.9%	NM	4.5%
Mean	27.6%	13.1%	NM	12.0%
Median	18.8%	8.4%	NM	6.1%
75th Percentile	42.4%	18.4%	NM	15.6%

25th Percentile	0.4x	6.4x	0.4x	8.1x
Mean	1.9x	11.4x	1.8x	12.7x
Median	0.6x	8.2x	0.6x	10.4x
75th Percentile	2.4x	12.9x	2.2x	14.2x

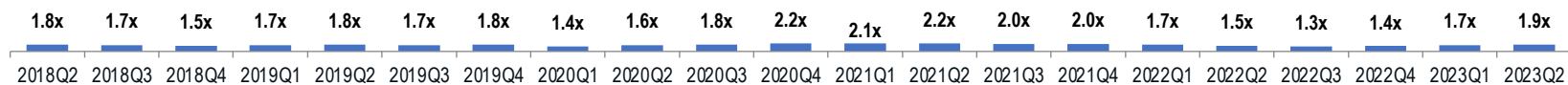
Public Comps (TEV/EBITDA)

Auto Dealers and Retail have had an average TEV/EBITDA multiple of 11.6x over the last 5 years



Public Comps (TEV/Revenue)

Auto Dealers and Retail have had an average TEV/Revenue multiple of 1.8x over the last 5 years



GCG Automotive & AutoTech Update | Q2 2023

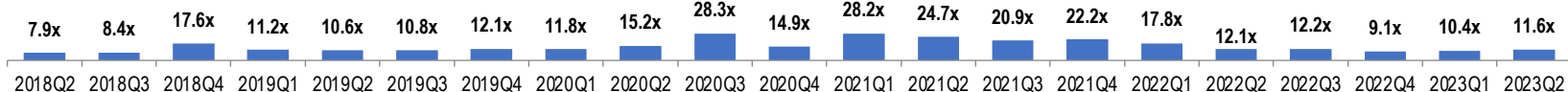
Public Comparable Companies (Cont'd)

Auto Manufacturers	LTM Results		LTM Margins		1Yr FWD Margins		Country	Enterprise Value	TEV / LTM:		TEV / 1Yr FWD:	
	Revenue	EBITDA	Gross	EBITDA	Gross	EBITDA			Revenue	EBITDA	Revenue	EBITDA
Tesla, Inc.	\$ 86,035	\$ 17,507	23.1%	20.3%	NA	19.2%	United States	\$ 814,034.1	9.5x	46.5x	7.7x	40.3x
Toyota Motor Corporation	\$ 279,494	\$ 38,594	17.0%	13.8%	NA	12.9%	Japan	\$ 379,027.9	1.4x	9.8x	1.4x	10.6x
Volkswagen AG	\$ 318,035	\$ 35,047	18.0%	11.0%	NA	12.3%	Germany	\$ 264,036.2	0.8x	7.5x	0.8x	6.4x
Ford Motor Company	\$ 165,055	\$ 12,056	10.7%	7.3%	NA	9.3%	United States	\$ 171,031.7	1.0x	14.2x	1.0x	10.9x
BMW	\$ 161,148	\$ 24,250	17.0%	15.0%	NA	15.4%	Germany	\$ 165,322.9	1.0x	6.8x	1.0x	6.6x
General Motors Company	\$ 160,741	\$ 18,530	13.4%	11.5%	NA	13.1%	United States	\$ 150,981.2	0.9x	8.1x	0.9x	6.9x
Hyundai Motor Company	\$ 115,048	\$ 12,847	20.2%	11.2%	NA	11.9%	South Korea	\$ 102,028.4	0.9x	7.9x	0.9x	7.3x
Honda Motor Co., Ltd.	\$ 127,189	\$ 17,425	19.7%	13.7%	NA	9.0%	Japan	\$ 78,969.8	0.6x	4.5x	0.6x	6.7x
Renault SA	\$ 49,579	\$ 5,627	19.9%	11.3%	NA	13.2%	France	\$ 58,032.3	1.2x	10.3x	1.0x	7.8x
Nissan Motor Co., Ltd.	\$ 79,714	\$ 9,344	16.2%	11.7%	NA	6.9%	Japan	\$ 54,010.3	0.7x	5.8x	0.6x	9.2x
Kia Corporation	\$ 70,477	\$ 8,875	21.5%	12.6%	NA	13.2%	South Korea	\$ 16,489.3	0.2x	1.9x	0.2x	1.7x

25th Percentile	16.2%	11.2%	NM	9.3%	25th Percentile	0.7x	5.8x	0.6x	6.6x
Mean	17.9%	12.7%	NM	12.4%	Mean	1.7x	11.2x	1.5x	10.4x
Median	18.0%	11.7%	NM	12.9%	Median	0.9x	7.9x	0.9x	7.3x
75th Percentile	20.2%	13.8%	NM	13.2%	75th Percentile	1.2x	10.3x	1.0x	10.6x

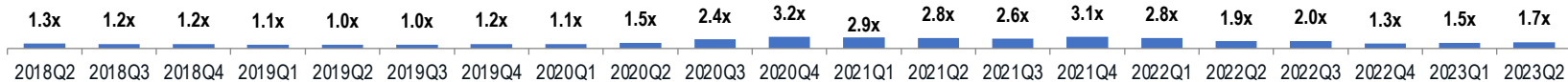
Public Comps (TEV/EBITDA)

Auto Manufacturers have had an average TEV/EBITDA multiple of 15.1x over the last 5 years



Public Comps (TEV/Revenue)

Auto Manufacturers have had an average TEV/Revenue multiple of 1.8x over the last 5 years



GCG Automotive & AutoTech Update | Q2 2023

Public Comparable Companies (Cont'd)

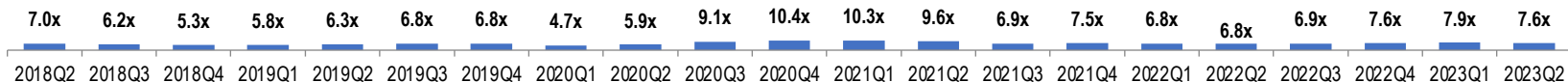
Automotive Suppliers	LTM Results		LTM Margins		1Yr FWD Margins		Country	Enterprise Value	TEV / LTM:		TEV / 1Yr FWD:	
	Revenue	EBITDA	Gross	EBITDA	Gross	EBITDA			Revenue	EBITDA	Revenue	EBITDA
Aptiv PLC	\$ 18,129	\$ 2,072	15.5%	11.4%	NA	14.3%	Ireland	\$ 33,784.0	1.9x	16.3x	1.7x	11.9x
Magna International Inc.	\$ 38,871	\$ 3,596	12.0%	9.3%	NA	8.7%	Canada	\$ 21,012.3	0.5x	5.8x	0.5x	5.8x
BorgWarner Inc.	\$ 16,107	\$ 2,344	19.3%	14.6%	NA	14.9%	United States	\$ 15,193.2	0.9x	6.5x	1.0x	6.8x
Forvia SE	\$ 27,208	\$ 2,147	12.7%	7.9%	NA	12.7%	France	\$ 15,190.5	0.6x	7.1x	0.5x	4.1x
Lear Corporation	\$ 21,529	\$ 1,709	7.6%	7.9%	NA	7.7%	United States	\$ 11,052.4	0.5x	6.5x	0.5x	6.3x
Valeo SE	\$ 21,414	\$ 1,981	17.2%	9.3%	NA	11.9%	France	\$ 10,441.2	0.5x	5.3x	0.4x	3.6x
Autoliv, Inc.	\$ 9,211	\$ 1,069	16.2%	11.6%	NA	13.7%	Sweden	\$ 8,907.2	1.0x	8.3x	0.9x	6.4x
Schaeffler AG	\$ 17,604	\$ 2,227	22.8%	12.7%	NA	13.0%	Germany	\$ 7,773.5	0.4x	3.5x	0.4x	3.3x
Gentex Corporation	\$ 2,001	\$ 476	31.2%	23.8%	NA	26.0%	United States	\$ 6,599.7	3.3x	13.9x	2.9x	11.2x
Adient plc	\$ 14,746	\$ 886	6.1%	6.0%	NA	5.9%	Ireland	\$ 5,995.0	0.4x	6.8x	0.4x	6.5x
CIE Automotive, S.A.	\$ 4,272	\$ 724	38.9%	17.0%	NA	17.4%	Spain	\$ 5,020.4	1.2x	6.9x	1.1x	6.4x
American Axle & Manufacturing	\$ 5,860	\$ 738	11.0%	12.6%	NA	12.8%	United States	\$ 3,507.7	0.6x	4.8x	0.6x	4.6x

25th Percentile	11.3%	8.3%	NM	9.5%
Mean	17.5%	12.0%	NM	13.3%
Median	15.8%	11.5%	NM	12.9%
75th Percentile	21.9%	14.1%	NM	14.8%

25th Percentile	0.5x	5.4x	0.4x	4.3x
Mean	1.0x	7.6x	0.9x	6.4x
Median	0.6x	6.6x	0.6x	6.3x
75th Percentile	1.1x	8.0x	1.1x	6.7x

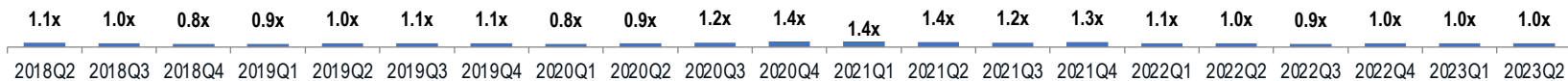
Public Comps (TEV/EBITDA)

Automotive Suppliers have had an average TEV/EBITDA multiple of 7.3x over the last 5 years



Public Comps (TEV/Revenue)

Automotive Suppliers have had an average TEV/Revenue multiple of 1.1x over the last 5 years



GCG Automotive & AutoTech Update | Q2 2023

Selected M&A Transactions

Date	Target	Buyer	Description	Vertical	Deal Value(M)	Implied EV (M)	EV/ Revenue	EV/ EBITDA
Jun-23	Bridgestone (Huizhou) Tire Co.,Ltd.	Huizhou Zhongkai Xinye Development Co. Ltd.	Bridgestone (Huizhou) Tire Co.,Ltd. operates as a subsidiary of Bridgestone Corporation.	Automotive Suppliers	39.8	39.8	5.9x	NM
Jun-23	Lookers plc	Impero Jersey Corp Ltd	Engages in the sale, hire, and maintenance of motor vehicles and motorcycles in the UK and Ireland.	Auto Dealers & Retail	1,317.3	1,174.8	0.2x	5.9x
Jun-23	add solution GmbH	AXISCADES GmbH	add solution GmbH engages in automotive design and development.	Automotive Manufacturer	6.0	6.0	0.7x	NM
May-23	Battery Enclosures Business of DURA Automotive	Linamar Corporation	The business unit manufactures advanced battery enclosures for battery electric vehicle applications.	Battery Tech	325.0	NA	NM	NM
May-23	Embark Technology, Inc.	Applied Intuition, Inc.	Develops autonomous driving software solutions for the truck freight industry in the United States.	Autonomous Tech	91.9	NA	NM	NM
Apr-23	Walter Pack Automotive Products India	S.J.S. Enterprises Limited	Manufactures decorative parts for the automotive and domestic appliance sectors.	Automotive Suppliers	30.4	33.6	2.3x	NM
Apr-23	INFAC Elecs Co., Ltd.	INFAC Corporation	Manufactures and sells auto, active, passive, combined, and LG antennas, as well as feeder cables.	Automotive Suppliers	7.1	44.5	0.4x	NM
Apr-23	CKD Business Division of Shin Young Co., Ltd	Ilji Technology Co., Ltd.	Comprises automobile parts manufacturing business.	Automotive Suppliers	22.5	22.5	2.9x	NM
Apr-23	Aytemiz Akaryakit Dagitim A.S.	PJSC Tatneft	Aytemiz Akaryakit Dagitim A.S. engages in fuel distribution and dealership activities in Turkey.	Auto Dealers & Retail	320.0	320.0	0.2x	NM
Mar-23	Adita Oy	Relais Group Oyj	Adita Oy distributes spare parts and equipment for cars and marines.	Auto Dealers & Retail	1.1	1.1	0.2x	NM
Mar-23	Fritzmeier Motherson Cabin Engineering Private Limited	Samvardhana Motherson International Limited	Company manufactures automotive products, car parts, and components.	Automotive Suppliers	13.4	26.8	2.0x	NM
Feb-23	Carson Toyota, Inc.	Fletcher Jones Automotive Group	The company operates as a Toyota dealer in the United States.	Auto Dealers & Retail	48.6	48.6	NM	NM
Feb-23	Custom Wheel House LLC	FOX Factory, Inc.	The company designs, markets, and distributes branded automotive aftermarket wheels and accessories.	Auto Dealers & Retail	131.6	131.6	NM	NM
Feb-23	SAS Autosystemtechnik GmbH & Co.KG	Samvardhana Motherson Automotive Systems Group	The company manufactures cockpit modules for automobiles.	Automotive Suppliers	575.8	575.8	0.1x	5.2x
Feb-23	IAC International Automotive India Pvt. Ltd.	Lumax Integrated Ventures Private Limited	Specializes in manufacturing and supplying interior and exterior components for cars and heavy duty trucks.	Automotive Suppliers	53.2	70.9	1.2x	NM
Feb-23	Aml Juratek Limited	Fras-Le Europe B.V.	The company manufactures brake discs, brake pads, calipers, and actuators.	Automotive Suppliers	21.9	21.9	0.7x	NM
Feb-23	Otonomo Technologies Ltd.	Urgent.ly Inc.	Provides an automotive data service platform for car manufacturers, drivers, insurance and service providers.	Connected Vehicle Tech	271.0	271.0	38.8x	NM
Feb-23	GEO Semiconductor Inc.	indie Semiconductor, Inc.	The company develops and distributes video processors for automotive viewing cameras.	Embedded Systems	90.0	NA	NM	NM



GCG Automotive & AutoTech Update | Q2 2023

Selected M&A Transactions

Date	Target	Buyer	Description	Vertical	Deal Value(M)	Implied EV (M)	EV/ Revenue	EV/ EBITDA
Feb-23	Takahata Precision India Private Limited	SPR Engenious Limited	Manufactures precision moulded parts and assembled products for the automotive and industrial applications.	Automotive Suppliers	NA	26.9	1.3x	NM
Feb-23	Minda Kosei Aluminum Wheel Private Limited	Uno Minda Limited	The company manufactures alloy wheels.	Automotive Suppliers	14.0	61.7	NM	NM
Feb-23	Frenotecnica Srl	Endurance Overseas S.R.L.	Manufactures friction materials and components for braking systems for two-wheeler vehicles.	Automotive Suppliers	5.6	5.6	NM	NM
Feb-23	Sintex-BAPL Limited	Plastauto; Propel Plastic Products	Manufactures and sells injection molded plastic components for the automotive industry.	Automotive Suppliers	308.4	287.7	2.5x	NM
Feb-23	Iber-Oleff Brasil Ltda.	Autometal Ltda.	Manufactures kinematics and functional components for automotive interiors and home appliances.	Automotive Suppliers	21.9	21.9	0.8x	NM
Jan-23	Saddles International Automotive	Samvardhana Motherson International Limited	Manufactures seat covers for the automotive industry.	Automotive Suppliers	25.4	49.8	1.3x	NM
Jan-23	PT. Trimitra Chitrahasta	PT Dharma Polimetal Tbk	Designs and manufactures custom tools, dies, jigs, and fixtures for automotives and motorcycles.	Automotive Suppliers	14.5	19.9	NM	NM
Jan-23	Borgers SE & Co. KGaA	Autoneum Management AG	Company through its subsidiaries, develops and manufactures components for automobiles.	Automotive Suppliers	125.7	125.7	NM	NM



GCG Automotive & AutoTech Update | Q2 2023

Sizeable Private Placement Transactions

Date	Target	Description	Vertical	Money Raised	Round Number
Jun-23	Everest Fleet Pvt Ltd	Everest Fleet Pvt Ltd provides vehicle fleet management services.	Fleet Management	20.0	2
Jun-23	Hiconics Eco-energy Technology Co., Ltd.	The company offers automotive powertrain systems, motor controllers, EV chargers, auxiliary power systems, and components; and other products.	Battery Tech	205.2	2
Jun-23	THE MIDONG Co., Ltd.	THE MIDONG Co., Ltd. engages in the development and sale of vehicle black boxes in South Korea.	Connected Vehicle Tech	15.7	5
Jun-23	FERNRIDE GmbH	FERNRIDE GmbH develops and operates an autonomous driving platform that can remotely operate and monitor vehicles from anywhere.	Autonomous Tech	31.0	1
Jun-23	NAVER LABS Corp.	NAVER LABS Corp. provides research and development of navigation technology for autonomous driving, robotics, and artificial intelligence.	Autonomous Tech	53.7	6
May-23	DealerCue Automotive Corp	DealerCue Automotive Corp. offers an end-to-end inventory management platform for automotive dealers.	Dealership Software	6.0	2
May-23	Analog Inference, Inc.	Analog Inference, Inc. develops artificial intelligence (AI) chips that are used in video analytics, autonomous driving, and other applications.	Autonomous Tech	44.4	3
May-23	Voyager Technology Inc.	Voyager Technology Inc. produces and sells automotive electronics systems. The company was founded in 2013 and is based in Shanghai, China.	Autonomous Tech	14.4	2
May-23	Mogo Auto	Mogo Auto develops and operates an autonomous driving company.	Autonomous Tech	83.9	1
Apr-23	42dot Inc.	42dot Inc. develops mobility platform that offers the transition to autonomous transportation-as-a-service (aTaaS) with self-driving ground and airborne vehicles.	Autonomous Tech	314.3	3
Apr-23	Phantom Auto Inc.	Phantom Auto Inc., develops software for the remote operation of autonomous vehicles.	Autonomous Tech	25.2	3
Apr-23	Global Technology	Global Technology offers automotive intelligent driving systems.	Autonomous Tech	58.0	4
Apr-23	Shenzhen Muyewei Microelectronics Technology Co., Ltd.	It offers automotive ADAS technology with automotive millimeter-wave radar sensors and iterative updates that made car driving and travel safer.	Autonomous Tech	14.5	1
Apr-23	Shanghai Weihe Information Technology Co., Ltd.	An automotive technology company, provides electronic control system development and testing tool chains and services for the global automotive industry.	Embedded Systems	14.5	1
Apr-23	Lightmetrics Technologies Private Limited	The company uses artificial intelligence (AI) and analyses video feeds from the camera installed in vehicles.	Connected Vehicle Tech	8.5	1
Mar-23	Chargetrip B.V.	Chargetrip B.V. designs and develops a software platform for electric vehicle (EV) drivers and the EV industry.	Connected Vehicle Tech	10.7	2
Mar-23	Ningbo Joyson Electronic Corp.	It offers cockpit/automotive connectivity systems, intelligent driving, and new energy management products, as well as software and related services.	Connected Vehicle Tech	43.7	7
Mar-23	PxE Computational Imaging Ltd	PxE Computational Imaging Ltd designs and develops 3D imaging technology to augment standard CMOS camera architecture	Autonomous Tech	5.4	1



GCG Automotive & AutoTech Update | Q2 2023

Sizeable Private Placement Transactions

Date	Target	Description	Vertical	Money Raised	Round Number
Mar-23	Genesys Microelectronics	Genesys Microelectronics manufactures automotive smart cockpit and ADAS chips. The company was founded in 2022 and is based in Shanghai, China.	Embedded Systems	29.0	3
Mar-23	Namsung America Inc.	The company focuses on ADAS, engine ignition and security control, intelligent systems, vehicle network integration and GPS navigation.	Safety Systems	8.2	1
Mar-23	Moove.ai, Inc.	Moove.ai, Inc. uses cloud data and processing platforms to build solutions with societal impact around vehicle data.	Connected Vehicle Tech	7.8	1
Mar-23	Envisics Limited	Develops holographic projection systems and computation algorithms for head-up display and head mounted display applications.	Safety Systems	50.0	2
Feb-23	Hubei Siengine Technology Co., Ltd.	Hubei Siengine Technology Co., Ltd. designs, develops, and sells automotive electronic chips.	Embedded Systems	72.1	2
Feb-23	Ghost Autonomy Inc.	Ghost Autonomy Inc. designs and develops a self-driving kit that allows passenger vehicles to drive autonomously on highways.	Autonomous Tech	50.0	4
Feb-23	Hang Zhou MindFlow Technology.Co.,Ltd.	Hang Zhou MindFlow Technology.Co.,Ltd. develops AI data processing platform designed to provide data labelling services for autonomous driving companies.	Autonomous Tech	7.4	1
Jan-23	Freotech Intelligent Systems Co., Ltd.	Freotech Intelligent Systems Co., Ltd. develops advanced driver assistance systems (ADAS), driving solutions, and other products.	Autonomous Tech	29.6	3
Jan-23	Flash UpdatePromise Holdings, LLC	Flash UpdatePromise Holdings, LLC develops communication technology for automobile dealers.	Dealership Software	17.1	1
Jan-23	Oxbotica Limited	Oxbotica Limited develops autonomous vehicle software solutions.	Autonomous Tech	140.0	4



GCG Automotive & AutoTech Update | Q2 2023

AutoTech Expertise

GCG's Automotive & AutoTech team has vast industry background and expertise formed by working with clients across numerous sub-verticals including Automotive Suppliers, Automotive Testing, Tooling & Components, Automotive Marketing Software, Enterprise Solutions Software, Automotive Software, Autonomous Driving, Telematics, and Safety & Security Systems. With experience serving private and public company sales, acquisition advisory, public and private equity financings, and fairness opinions, GCG has a deep understanding of the trends and dynamics affecting this increasingly global industry.

More about Greenwich Capital Group

Greenwich Capital Group ("GCG") is a middle market focused advisory firm offering a range of investment banking and consulting services to private companies, public companies and private equity investors. For additional perspective or to discuss M&A related opportunities in the digital media & advertising sector, please reach out to GCG's Technology practice leader, Jeff Cruz. For more information, please visit www.greenwichgp.com.

Data Sources: We have based our findings on data provided by industry recognized sources. Data and information for this publication was collated from the S&P Capital IQ database. For more information on this or anything else related to our research, please email info@greenwichgp.com.


Disclaimer: This publication contains general information only and Greenwich Capital Group, LLC is not, by means of this publication, rendering professional advice or services. Before making any decision or taking any action that may affect your finances or your business, you should consult a qualified professional adviser. Greenwich Capital Group, LLC shall not be responsible for any loss whatsoever sustained by any person who relies on this publication.



Bob Coury
Managing Director
Chief Executive Officer
rcoury@greenwichgp.com
M: (313) 919-3811



Jeff Cruz
Managing Director
Technology Leader
jcruz@greenwichgp.com
M: (415) 699-9020



Brian Hock
Managing Director
Automotive Leader
bhock@greenwichgp.com
M: (586) 944-4350